

BELGARD®



PAVERS • LANDSCAPE WALLS • SHADE AND PRIVACY • POOL FINISHES • GLASS TILE • FENCING  
COMPOSITE DECKING • FIRE FEATURES • RAILING • OUTDOOR LIGHTING • OUTDOOR COOKING



*Together with our Oldcastle® APG family of brands, we not only transform outdoor spaces, we transform the way families live in those spaces. By providing opportunities to connect, reflect and recharge, our goal is to help others Live Well Outside.*



**Oldcastle**APG  
A CRH COMPANY





# WHY BELGARD?

WE'LL PAVE THE WAY TOGETHER

## QUALITY

Our products are designed to keep pace with your active lifestyle and look good doing it. We believe in every single product we supply, which is why we back them with a lifetime transferable limited warranty.

## SERVICE

Belgard and the Oldcastle APG family of brands offer international reach backed by a regionalized infrastructure of more than 150 operating locations. With localized service, every town is our town.

## EXPERTISE

For over 25 years, Belgard has set the standard for hardscapes. Our network of Belgard Authorized Contractors are CMHA Certified Concrete Pavers Installers trained to deliver superior craftsmanship. We back both contractors and homeowners with resources for every step of the process from inspiration to installation and beyond.

## INNOVATION

With over 20,000 hours each year dedicated to research and development, our products provide the highest level of craftsmanship, set the industry standard for quality, and guide industry trends.

## DESIGN


We don't just create products for outdoor spaces – we bring your outdoor vision to life. With a wealth of planning tools and design inspiration, we help turn outdoor dreams into an enduringly beautiful reality.







# TABLE OF CONTENTS



## 04

### DISCOVER

Education and inspiration to help you plan and design the ideal outdoor living space.

- 4 Top Trends
- 10 Colors, Textures & Shapes
- 16 Exclusive Technologies
- 22 Design & Planning Tools

## 30

### PRODUCTS

The industry's top hardscapes and accessories for bringing your outdoor vision to life.

- 30 Pavers
- 68 Porcelain
- 84 Wall Systems
- 96 Caps, Steps, Edgers & Coping
- 104 Kitchens & Fire Features
- 110 Accessories

## 120

### RESOURCES

Additional resources to guide product selection and ensure a lifetime of enjoyment.

- 120 Product Warranty
- 122 Color Swatches
- 126 Collection Reference Chart
- 127 Resources
- 129 Index

#### LEGEND



PERMEABLE  
INSTALL



MODULAR  
SIZING



DURAFUSION™  
TECHNOLOGY



DRIVEWAY  
APPROVED



LOW SOLAR HEAT  
ABSORPTION



UNIFORM  
APPEARANCE



SLIGHT  
VARIATION



MODERATE  
VARIATION



HIGH  
VARIATION





GET INSPIRED  
TOP TRENDS

ATTAINABLE, AFFORDABLE, ALLURING

PALOS HILLS, IL

Limited space is no reason to limit your outdoor lifestyle. Belgard offers a variety of affordable pavers, fire pits, outdoor kitchens, and accessories that can help you optimize your space no matter the size.

*Featuring Artforms in Scandina Gray &  
Noon Porcelain Pavers in Honey*





Featuring Artforms in Scandina Gray

## VERTICAL ELEMENTS

MURRAY COUNTY, GA

Add dimension to your space with outdoor features like vertical gardens and fire features. A versatile material for building a wide variety of outdoor features, our Artforms™ Modular Panel System can even be used as wall cladding to add a dramatic visual effect.


## THE EVOLUTION OF CURB APPEAL

ANASTASIA ISLAND, FL


Increasing in popularity, a seldom-used front or side yard space can be easily transformed into an inviting retreat for quiet conversation or small gatherings with friends and family.



Try the Belgard Rooms Augmented Reality feature and see how this HGTV® Dream Home Room looks in your outdoor space.



[BELGARD.COM/ROOMS](https://www.belgard.com/rooms)



HGTV  
**DREAM HOME**  
PROUD SPONSOR 2024

Featuring Lamina Tandem Wall in Scandina Gray  
& Parallelogram Pavers in Scandina Gray






# ENHANCE YOUR OUTDOOR EXPERIENCE

**GLENDALE, AZ**

Strategic lighting, irrigation systems and electrical wiring are a must for outdoor entertaining. Thoughtfully integrating these elements creates an inviting atmosphere that transforms your space. Belgard helps you take it to the next level with ways to conceal these elements in paver designs.



*Featuring Melville Plank in Sonoran Gray & Artforms in Scandina Gray*



*Featuring Noon Porcelain Pavers in Honey*

# MAKE A NATURAL CONNECTION

**NEW YORK CITY, NY**

Biophilic design reconnects us with nature, reduces stress, improves cognitive function, and enhances our well-being. Hardscape products with natural textures pair well with vegetation to soften a space and create a calming, grounding effect.








*Featuring Belgian Cobble in Midnight and Dublin Cobble in Victorian*



*Featuring Dimensions Slab in Linen & Dimensions Paver in Rosewood*



*Featuring Dimensions Pavers in Midnight & Pearl*

## THE BOLD AND THE COLORFUL

Combine oversized pavers and vibrant colors as design focal points. These unique pieces make a bold visual statement to show off your individual style.





Featuring Global Porcelain Pavers in Clear & Absolute



Belgard partnered with Tan France to help create his dream home in Salt Lake City. Check out how our products transformed his space.



TAN FRANCE HOME

## TRADITIONAL WITH A TWIST

SALT LAKE CITY, UT

Eclectic charm can co-exist with balance when you mix traditional paver textures and patterns with bolder designs and accessories. Color can also play an integral part in bringing an overall design to life.

Featuring Charlestone Pavers in Foundry



## MIXED MATERIALS

DUNWOODY, GA

Mix and match styles to further enhance your design by combining pavers with complementary materials like composite decking, faux turf or decorative stone. These contrasting outdoor materials add texture and dimension to enhance the aesthetic appeal of your outdoor space.

### MOISTURESHIELD®

MoistureShield® composite decking features an impermeable barrier that fights damage from moisture, rot, insects, and other harmful elements. Visit [MoistureShield.com](http://MoistureShield.com)

InstaDeck® Outdoor Flooring provides a seamless transition by using a snap-together tile system that installs MoistureShield® deck boards at the same height as our pavers.



[MOISTURESHIELD.COM/INSTADECK](http://MOISTURESHIELD.COM/INSTADECK)

## ELEMENTS WORKING IN TANDEM

SCOTTSDALE, AZ

Soothing fountains and dancing flames combine for an amazing outdoor accent around the pool, on the patio, or anywhere you want to make a statement.


### PEBBLETEC®

In addition to the "World's Most Trusted Pool Finishes," PebbleTec® creates exquisite tile, fire and water features, and more. Visit [PebbleTec.com](http://PebbleTec.com)



**BELGARD IS THE**  
**COLOR AUTHORITY**

Belgard is a pioneer in the use of color for hardscapes. Our rigorous R&D department continually researches design trends and refines processes for transforming locally sourced aggregates into rich color tones that maintain their beauty for a lifetime.



*Featuring Dimensions & Origins in  
Shaded Gray & Ashbury Haze*





Cheswick



Pearl



Scandina Gray



Shaded Gray



Fog

Use color and texture to enhance your designs. For subtle accents, vary textures within the same color family. For a more dramatic effect, accent with a contrasting color. For heightened visual interest, vary both color AND texture.

**DESIGN TIP**



Newport Gray

**YOUR IMAGINATION HAS NO LIMITS**

**YOUR COLOR CHOICES SHOULD BE NO DIFFERENT.**



Iron Bay



Anthracite



Midnight



Teak



Rosewood



Bourbon

From rich, warm earth tones to grays and serene neutrals, we have the ideal shade and coordinating colors across our most popular styles to enhance your home.



Cliffside



Ashwood



Hickory



Sepia

Due to the natural materials in our products, colors may vary from those shown in our catalog. We recommend viewing actual product samples with your contractor to ensure you choose the perfect color and finish for your project.





**PAPYRUS™**

*This new modular marvel features clean modern edges, with a unique face that mimics the look of hand-tooled striations and the texture of organic textiles.*

# DO YOU FEEL IT?

Hardscapes are not limited to a few natural tones and flat textures. With our continued innovations in paver textures, you can add visual interest and dimension to your hardscape project.



Smooth



Slate



Tumbled



Split

*It's important to consider how the textures you choose relate to those throughout the interior and exterior of your home. Choose similar textures for a minimalist look, or mix and match to create an elegant multi-dimensional design.*

**DESIGN TIP**



Wood-look



Flamed



Textile



Porcelain



Hand-tooled



Cobbled



Sculpted



Quarried







*Use patterns, shapes and colors to add whimsy to a design or to define sitting areas or entertainment zones.*

**DESIGN TIP**

# ADD YOUR OWN TWIST


Belgard's square and rectangular pavers form the foundation for traditional driveways, patios, and walkways. If you're looking to add scale and unique designs, try using geometric shapes to create curves and dimension for either a subtle accent or a dramatic look.

*Featuring Brooklyn Paver in Midnight and Dimensions Slab in Scandina Gray.*



*Featuring Diamond Geometric Shape in Graphite, Foundry & Linen.*





BELGIAN  
COBBLE®

*Use permeable pavers to design stylish flooring for outdoor shower drains or water features.*

**DESIGN TIP**



## THE BENEFITS OF PERMEABLE PAVERS

Our selection of permeable pavers combines strength, functionality & aesthetics to provide an alternative solution for stormwater management in a variety of applications.

### WATER HARVESTING

Reduce water demand for landscaping by designing a permeable paver system that harvests and recycles rainwater.

### ELIMINATE STANDING WATER

Improve site drainage to avoid pooling water where mosquitos can breed.

### REPLENISH AQUIFERS

Permeable pavers filter water, removing contaminants and ensuring receiving waters and ecosystems are self-sustaining.

### MANAGE RUNOFF

Aid landscaping by reducing erosion that occurs when grass is dry or dead.

### FLOOD PREVENTION

Permeable pavers can absorb rainwater at a rate of over 500 inches per hour, eliminating runoff.



LOOK FOR THIS ICON  
for products that can  
be installed as part of a  
permeable pavement system.



DISCOVER

## PERMEABLE JOINT INFILL OPTIONS

Work with your local Belgard sales representative to design the ideal permeable pavement system to suit both your aesthetic and water management needs. When using non-traditional permeable joint materials, changes to the paver installation will be required.

GRASS / TURF




AGGREGATES



DECORATIVE ROCK



SAND





EXCLUSIVE PAVER TECHNOLOGY FOR

# LIMITLESS DESIGN POSSIBILITIES

Belgard's modular paver lines were created to save time on design and installation. Available in many styles, shapes, sizes and textures, these pavers are designed to work together seamlessly to create a limitless number of patterns.

## INCREASED CREATIVITY

Create bold geometric patterns, add a fun border, incorporate a faux paver rug, or visually divide your space into separate entertainment zones.

## EFFICIENT INSTALLATION

With common nominal sizing, even intricate mix-and-match patterns can be quickly installed with fewer paver cuts. This means you get the look you want with less installation time and less waste.


## EXCLUSIVE MIX & MATCH TECHNOLOGY

Belgard is the only paver producer with multiple styles in identical nominal sizing. Mix colors. Mix textures. Mix shapes. It all fits together to create truly unique designs.



**LOOK FOR THIS ICON**

*for products that are part of the  
Belgard modular system.*







DIMENSIONS™

PARALLELOGRAM

DIMENSIONS™

BROOKLYN™

ORIGINS™


ORIGINS™

DIMENSIONS™


CHARLESTONE™

ORIGINS™





MIX AND MATCH  
**PATTERNS**  
From classic styling to uniquely you






## PATTERN PLAY

## THIS OR THAT

With Belgard's multitude of paver styles, shapes and colors, you can create the ideal design to show off your unique personality. Find inspiration here and then visit our website to find a pro installer to make your dreams a reality.



*We've done the design work for you! Scan for more ideas on how to mix and match our modular paver lines to create unique and intricate patterns.*



MODULAR PATTERNS



KITCHENS • FIRE FEATURES • PLANTERS • GARDENS • SEAT WALLS • BARS



*For a more eclectic look, contrast the smooth texture of Artforms with organic and textural design elements like wood or decorative stone.*

**DESIGN TIP**





## ARTFORMS™ MODULAR PANEL SYSTEM

# MORE OUTDOOR LIVING FEATURES WITH LESS HASSLE

This revolutionary system utilizes a large-format modular panel system to create infinite design possibilities with ease. High-strength concrete is mechanically fastened with stainless steel hardware creating durable outdoor features with little to no mess or disruption.



See project ideas for over 30 outdoor living features in our Artforms Idea Book.

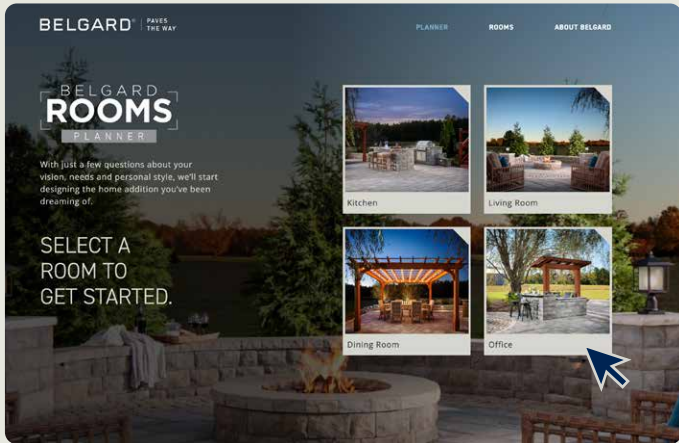
IDEA STARTER



# DIGITAL TOOLS TO HELP YOU PLAN

WITH SOLUTIONS FOR ANY BUDGET

Whether you're just getting started or already have an idea of what you want, we have the resources to help get you through the inspiration phase and solidify your vision.



## 01 DISCOVER YOUR STYLE

Explore our Belgard Rooms style quiz. With just a few questions about your vision, needs and personal style, we'll provide recommendations to refine your vision.

## 02 FIND YOUR IDEAL SPACE

Filter predesigned outdoor room templates by size, style, function and feature.



## 03 SEE IT IN YOUR YARD

Use your smart phone to visually cast Augmented Reality (AR) designs into your yard so you can literally walk into the design and test where elements could go and how you could live in that space. Share your favorite designs with your contractor to start planning.



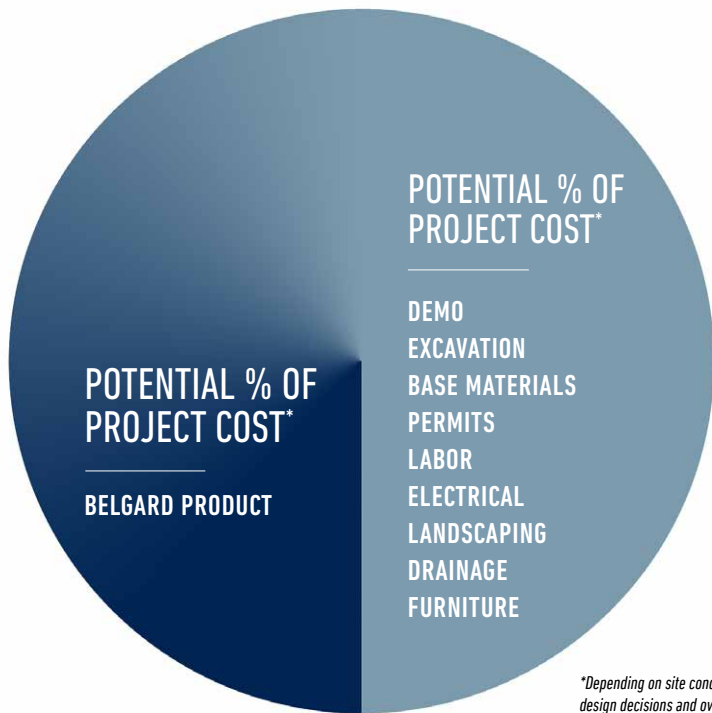
SEE IT NOW

[BELGARD.COM/ROOMS](https://www.belgard.com/rooms)




# BUDGET CONSIDERATIONS


Construction projects rarely proceed exactly as initially designed and quoted. Unforeseen complications and decisions during construction can affect costs, which vary based on site conditions, project size, finishes, and more. Pavers and wall products may only account for 20% of the total cost. Choose products you'll enjoy long-term without compromising.



*\*Depending on site conditions, design decisions and overall scope.*



STARTING AT  
**\$34,250**



STARTING AT  
**\$15,500**

## CUSTOMIZING YOUR SPACE


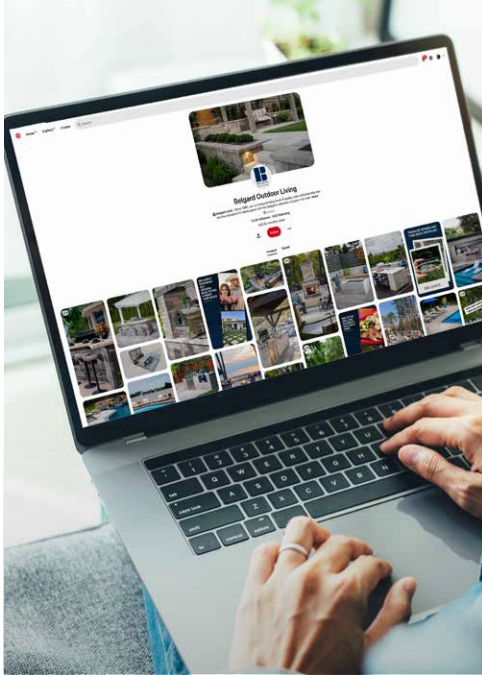
Expanding the project footprint or adding features can raise costs but also significantly boost functionality and enjoyment. Popular upgrades include shade, lighting, fire features, and cooking areas. Work with your contractor to optimize your space within budget, explore financing options, or plan phased construction over time.



# START YOUR PROJECT TODAY

A DESTINATION WELL WORTH THE JOURNEY

With the complexities that go into an outdoor project, getting started can be overwhelming. And sometimes, unexpected delays can make the process seem even more daunting. Our comprehensive project guide can help prepare you for each phase of the process from inspiration to installation and beyond. Let's walk the path together.



## PLAN YOUR PROJECT

4-6 WEEKS

## FIND A CONTRACTOR

2 WEEKS

## DESIGN YOUR SPACE

4-6 WEEKS



Seek out inspirational ideas and research local restrictions. And remember, how you plan to use the space is as important as how you want it to look.



Whether working with a referred contractor or using our resources to find one, this is the phase where you solidify your project timeline and begin product selection.



This is the fun part, but sometimes it can take some time to get the design just right. Check out our Belgard Rooms platform to give yourself a head start.

**[Belgard.com/Rooms](https://www.belgard.com/Rooms)**



*Spring and Summer are the busiest seasons for contractors. Start planning during Winter and source your contractor weeks or even months prior to the start of your project.*

PLANNING TIP



## INSTALLATION

2-12 WEEKS

## AFTER INSTALLATION

6 WEEKS - 12 MONTHS



Permit requirements, weather and other delays can sometimes make progress seem slow. But Belgard's innovative systems help speed installation to get you living in your space sooner.



Don't forget to have your pavers sealed and to register your warranty. Now you're ready for a lifetime of outdoor living enjoyment!

**[Belgard.com/Warranty](https://www.belgard.com/Warranty)**

## GET DETAILED PLANNING TIPS



SCAN HERE

DOWNLOAD THE FULL  
PROJECT GUIDE



# HOW IT'S MADE


*Invest in high-quality products from Belgard. With fewer repairs and replacements over time, our durable products provide long-lasting performance and offer better value for your investment.*

**PRODUCT TIP**




## QUALITY FOR LIFE

Belgard has taken the artistry of handcrafted stone to a higher level. Through research and innovation, we've developed a deep understanding of how to make modern, best-in-class hardscape products that fit the lifestyle of today's homeowners and commercial developments, while still honoring the artisans of old.



RESEARCH & DEVELOPMENT



QUALITY ASSURANCE

## INTENTIONAL AT EVERY STEP

Every step of our manufacturing process incorporates rigorous research, testing and quality assurance. Whether our teams are designing a new surface texture, validating a color formula, or inspecting finished product for defects, we demand the highest quality from each of our facilities across North America. We believe in creating world-class building products that stand the test of time.

**See our lifetime warranty on page 120.**



ANY PROJECT, ACROSS NORTH AMERICA

# BELGARD HAS YOU COVERED

Belgard is the **only** hardscape company with everything you need for any outdoor living project. From driveways and outdoor kitchens to poolscapes and engineered retaining walls, we've got you covered. Classic styling to bold contemporary looks, we've got you covered. Metropolitan terraces to remote rural escapes, we've got you covered. Across the U.S. and Canada, you guessed it, we've got you covered.



KITCHENS &  
APPLIANCES

FREESTANDING  
& RETAINING WALLS






POOL COPING

SEAT WALLS & CAPS

FIRE FEATURES



PAVERS



FREESTANDING & RETAINING WALLS

STEPS







# I PAVERS

Whether you're looking for a patio with old-world charm or a walkway with contemporary flair, Belgard offers a wide variety of concrete pavers and paving stones to fit your style.

- 32 Aqua Dublin®
- 33 Aqualine™
- 34 Avalon Slate
- 35 Basalt™
- 36 Brooklyn™
- 38 Cambridge Cobble®
- 40-43 Catalina Grana®
- 44 Charlestone™
- 46-53 Dimensions™
- 54 Dublin Cobble®
- 55 Empire™
- 56 Geometric Shapes
- 57 Holland Stone
- 58 Mega-Arbel®
- 60 Melville™ Plank
- 62 Origins™
- 64 Origins™ Antiqued
- 65 Turfstone™
- 66 Papyrus™



ENVIRONMENTAL COLLECTION

# AQUA DUBLIN<sup>®</sup>

3-PIECE PERMEABLE | 80MM



DRIVEWAY  
APPROVED



PERMEABLE  
INSTALL



Reduce stormwater runoff with a permeable system that offers a smooth surface and the classic look of cut stone.



RIO



TOSCANA



VICTORIAN

$3\frac{1}{2} \times 6\frac{11}{16}$

$6\frac{11}{16}$   
x  
 $6\frac{11}{16}$

$10\frac{1}{4} \times 6\frac{11}{16}$

3-PIECE

SQ FT/PALLET: 92.4

PLEASE SEE PAGE 124 REGARDING  
CALIFORNIA'S PROPOSITION 65



ENVIRONMENTAL COLLECTION

# AQUALINE™

PERMEABLE PAVER | 80MM



DRIVEWAY APPROVED



PERMEABLE INSTALL



An environmentally friendly choice with a smooth surface and crisp, clean lines for stunning timeless designs.



Victorian



Rio



RIO



TOSCANA



VICTORIAN

**DESIGN TIP**

*Use permeable pavers to eliminate stormwater runoff and improve water quality. They remove the need for traditional drainage and detention requirements, which saves space and money.*

4½ x 9

SQ FT / PALLET: 90

*Please contact your local Belgard representative for additional special order sizes.*

**PLEASE SEE PAGE 124 REGARDING CALIFORNIA'S PROPOSITION 65**



NATURAL COLLECTION

# AVALON SLATE

3-PIECE PAVER | 60MM



DRIVEWAY  
APPROVED



The dimensional texture of natural cut slate creates graceful outdoor spaces that blend seamlessly with the natural landscape.



Victorian



BELLA



TOSCANA



VICTORIAN

#### STYLE TIP

For a final touch of visual appeal that coordinates with Avalon Slate, add a distinctive border or inlaid design with *Origins 6 x 9 Pavers*. **See page 63**

6 x 12

9 x 12

12 x 12

3-PIECE

SQ FT / PALLET: 120

PLEASE SEE PAGE 124 REGARDING  
CALIFORNIA'S PROPOSITION 65



ARTISAN COLLECTION

# BASALT™

3-PIECE PAVER | 60MM





MODULAR  
SIZING



DURAFUSION  
PROTECTED

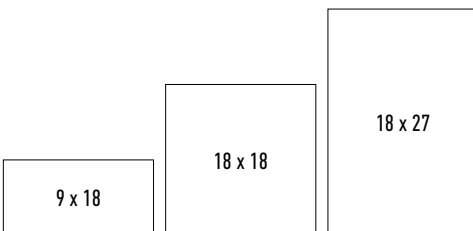


The distinct character of hammered stone is enriched by DuraFusion Technology for enhanced texture and wear-resistance.



MIDNIGHT 

SCANDINA GRAY 



BASALT 18 | 3-PIECE  
SQ FT / PALLET: 112.5

 **DREAM HOME**  
PROUD SPONSOR 2024

Basalt was featured in the 2024 HGTV®  
Dream Home in St. Augustine, Florida.  
[Beldgard.com/HGTVdreamhome](http://Belgard.com/HGTVdreamhome)

PLEASE SEE PAGE 124 REGARDING  
CALIFORNIA'S PROPOSITION 65



HERITAGE COLLECTION

# BROOKLYN™

PAVER | 60MM



MODULAR  
SIZING




DURAFUSION™  
TECHNOLOGY



The warm weathered-stone appearance offers a timeless look enriched with DuraFusion Technology for enhanced texture and wear-resistance.



*Midnight*



*Rosewood*



MIDNIGHT



ROSEWOOD

**DREAM HOME**  
PROUD SPONSOR 2024

Brooklyn was featured in the 2024 HGTV®  
Dream Home in St. Augustine, Florida.  
[Belgard.com/HGTVdreamhome](http://Belgard.com/HGTVdreamhome)

PLEASE SEE PAGE 124 REGARDING  
CALIFORNIA'S PROPOSITION 65

3 x 9

SQ FT / PALLET: 99.5





Midnight



HERITAGE COLLECTION

# CAMBRIDGE COBBLE®

PAVER | 60MM



DRIVEWAY  
APPROVED



Gently rounded corners and a domed pillow-top surface provide clean lines and a classic architectural appearance.



Rio





AUTUMN



BELLA



GRAPHITE  
*Only available in 6 x 9*



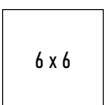
RIO



TOSCANA

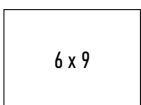


VICTORIAN



6 x 6

SQ FT/PALLET: 120



6 x 9

SQ FT/PALLET: 112

PLEASE SEE PAGE 124 REGARDING CALIFORNIA'S PROPOSITION 65



METROPOLITAN COLLECTION

# CATALINA GRANA<sup>®</sup>

3-PIECE PAVER | 60MM



DURAFUSION<sup>™</sup>  
TECHNOLOGY



DRIVEWAY  
APPROVED



The smooth finish of DuraFusion Technology enhances texture and wear-resistance with a surface defined by clean lines and a crisp beveled edge.



*Shaded Gray*





Shaded Gray



ANTHRACITE 



CREAM TAN BROWN   
Only available in 3-piece & 6 x 9 paver



HICKORY 



MIDNIGHT   
Only available in 6 x 9 & 6 x 12 pavers



SCANDINA GRAY 



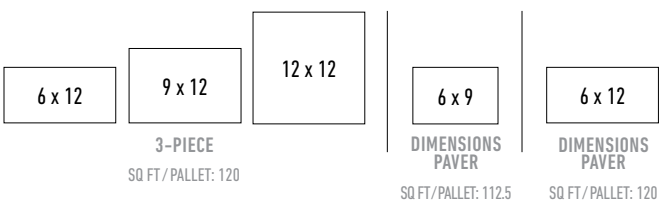
SEPIA 



SHADED GRAY 

**DESIGN TIP**

Available in the same colors with a similar profile, Dimensions 6 x 9 and 6 x 12 pavers are the ideal complement to Catalina for creating borders, accents and inlaid designs.



PLEASE SEE PAGE 124 REGARDING CALIFORNIA'S PROPOSITION 65



METROPOLITAN COLLECTION

# CATALINA GRANA®


3-PIECE PAVER | 60MM



DRIVEWAY  
APPROVED



Clean lines, a smooth surface, and a subtle beveled edge work together to create a contemporary eye-pleasing look.



*Victorian*





Montecito



AUTUMN



BELLA



BOURBON

*Only available in 6 x 9 paver*



GRAPHITE

*Only available in 6 x 9 paver*



MONTECITO



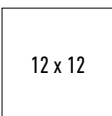
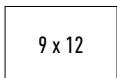
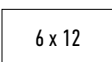
RIO



TOSCANA



VICTORIAN



3-PIECE  
SQ FT/PALLET: 120

DIMENSIONS  
PAVER  
SQ FT/PALLET: 112.5

PLEASE SEE PAGE 124 REGARDING  
CALIFORNIA'S PROPOSITION 65



NEW

HERITAGE COLLECTION

# CHARLESTONE™

3-PIECE PAVER | 60MM



MODULAR  
SIZING



DRIVEWAY  
APPROVED



Designed to evoke the charm of early American streets, this system mimics the historical elegance of weathered, hand-cobbled stone.



Rio





Graphite



GRAPHITE



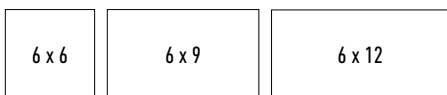
RIO



TOSCANA



VICTORIAN



3-PIECE

SQ FT/PALLET: 103.88

**DESIGN TIP**

*A dramatic driveway with old-world charm is a snap with Charlestone! These pavers are designed and palletized for fast machine installation by your contractor.*

PLEASE SEE PAGE 124 REGARDING CALIFORNIA'S PROPOSITION 65



METROPOLITAN COLLECTION

# DIMENSIONS™

3-PIECE SYSTEM | 60MM



MODULAR  
SIZING



DURAFUSION™  
TECHNOLOGY



The smooth and consistent finish of DuraFusion complements the clean lines and linear surface of Dimensions for contemporary style with enhanced wear-resistance.



Scandina Gray





Scandina Gray

**HGTV**  
**DREAM HOME**  
PROUD SPONSOR 2024

Dimensions was featured in the 2024 HGTV® Dream Home in St. Augustine, Florida. [Belgard.com/HGTVdreamhome](http://Belgard.com/HGTVdreamhome)



ANTHRACITE 



HICKORY 



MIDNIGHT   
*Only available in 6 x 9 & 6 x 12 pavers*



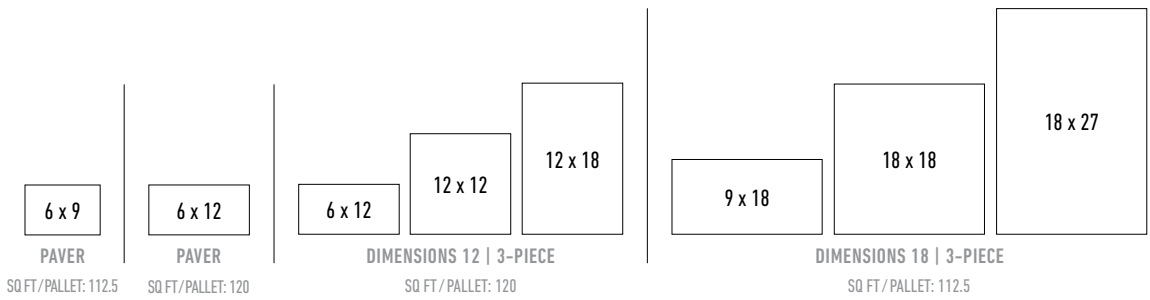
SCANDINA GRAY 



SEPIA 



SHADED GRAY 



PLEASE SEE PAGE 124 REGARDING CALIFORNIA'S PROPOSITION 65



METROPOLITAN COLLECTION

# DIMENSIONS™

3-PIECE SYSTEM | 60MM



MODULAR  
SIZING




Versatility meets contemporary design with multiple system sizes that all feature a smooth face and crisp, clean lines.



Victorian





BELLA



BOURBON  
*Only available in 6 x 9 paver*



GRAPHITE  
*Only available in 6 x 9 paver*



LINEN  
*Only available in Dimensions 18*



RIO



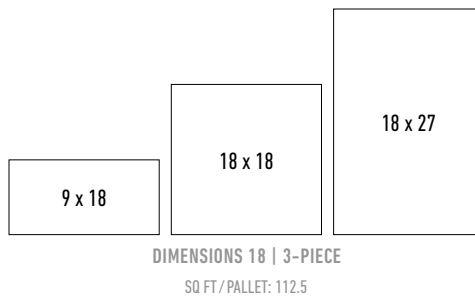
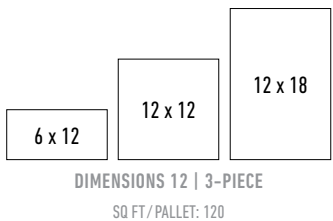
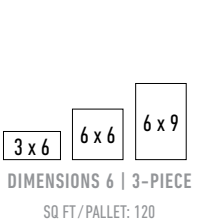
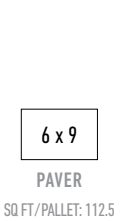
TOSCANA



VICTORIAN

**DESIGN TIP**

Use Dimensions 6 & 6 x 9 pavers for durable driveway applications.



PLEASE SEE PAGE 124  
REGARDING CALIFORNIA'S  
PROPOSITION 65



METROPOLITAN COLLECTION

# DIMENSIONS™


SLAB | 60MM



MODULAR  
SIZING



Expansive sizes, clean lines and a smooth surface create ultra-contemporary designs. For enhanced texture and wear-resistance, choose colors with the DuraFusion icon.







Rio



ANTHRACITE 



HICKORY 




SCANDINA GRAY 



SEPIA 



SHADED GRAY 



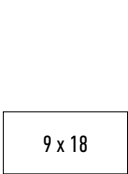
LINEN  
*Only available in 12 x 24 & 24 x 24*



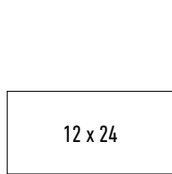
RIO  
*Only available in 12 x 24 & 24 x 24*



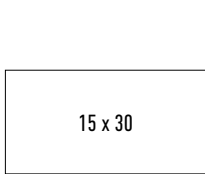
VICTORIAN  
*Only available in 12 x 24 & 24 x 24*



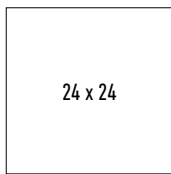
SQ FT/PALLET: 112.5



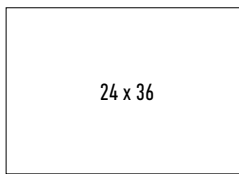
SQ FT/PALLET: 120



SQ FT/PALLET: 93.75



SQ FT/PALLET: 80



SQ FT/PALLET: 120

PLEASE SEE PAGE 124 REGARDING CALIFORNIA'S PROPOSITION 65



METROPOLITAN COLLECTION

# DIMENSIONS™

PLANK | 80MM




MODULAR  
SIZING



DRIVEWAY  
APPROVED




Clean lines and an elongated shape offer a modern architectural appearance. With a size that supports vehicular loads, this paver is ideal for creating contemporary curb appeal.



Rio





FOG 



MIDNIGHT 



PEARL 



RIO  
*Only available in 3 x 12*



TOSCANA  
*Only available in 3 x 12*



VICTORIAN  
*Only available in 3 x 12*

**DESIGN TIP**

*For a denser surface texture and enhanced wear-resistance, choose colors enhanced with DuraFusion Technology.*

**PLEASE SEE PAGE 124 REGARDING CALIFORNIA'S PROPOSITION 65**

3 x 9

SQ FT / PALLET: 82.4

3 x 12

SQ FT / PALLET: 88



HERITAGE COLLECTION

# DUBLIN COBBLE®

3-PIECE PAVER | 60MM



DRIVEWAY  
APPROVED



The gently distressed surfaces and antiqued edges create a casually elegant time-worn look. This cobble's exceptional stability and durability makes it suitable for driveways.



MONTECITO



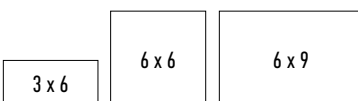
TOSCANA



VICTORIAN

#### FINISHING TIP

*Dublin Cobble can also be used as a 3-piece border. This works well both for Dublin Cobble projects or as a rustic contrast with our other paver products.*



3-PIECE

SQ FT / PALLET: 114

PLEASE SEE PAGE 124 REGARDING  
CALIFORNIA'S PROPOSITION 65



ARTISAN COLLECTION

# EMPIRE™

PAVER | 60MM





MODULAR  
SIZING



DURAFUSION  
PROTECTED



The plank shape and hand-tooled face are enriched by DuraFusion Technology for enhanced texture and wear-resistance with seven distinct face styles for unique pattern creation.



**STYLE TIP**

*Create captivating mix-and-match patterns using the seven carefully curated face styles of Empire pavers, which are all included on a single pallet.*

3 x 12

SQ FT / PALLET: 110

PLEASE SEE PAGE 124 REGARDING CALIFORNIA'S PROPOSITION 65



METROPOLITAN COLLECTION

# GEOMETRIC SHAPES



PAVER | 60MM



MODULAR  
SIZING




The smooth face of pavers in various shapes offers ultra-modern design and art deco aesthetics. In 3-inch increments, these pavers add visual appeal to borders, accents or inlays.



FOUNDRY



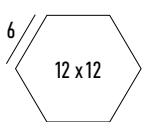
GRAPHITE



LINEN

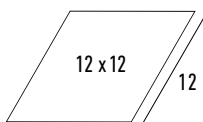
**STYLE TIP**

Pair *Geometric Shapes* with the *Origins and Dimensions* paver lines for contemporary inlaid designs. See page 46 and 62



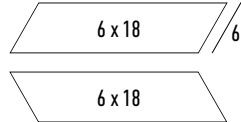
HEXAGON

SQ FT/PALLET: 100.02



DIAMOND

SQ FT/PALLET: 93.53



PARALLELOGRAM

SQ FT/PALLET: 114.31

PLEASE SEE PAGE 124 REGARDING CALIFORNIA'S PROPOSITION 65



HERITAGE COLLECTION

# HOLLAND STONE

PAVER | 60MM | 80MM



DRIVEWAY  
APPROVED



The classic architectural appearance is derived from a smooth face and clean lines to offer traditional appeal.



*Rio & Graphite*



*Toscana*



BELLA



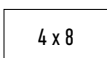
RIO



TOSCANA



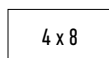
VICTORIAN



4 x 8

60MM

SQ FT/PALLET: 120



4 x 8

80MM

SQ FT/PALLET: 96

*Holland Stone 80mm is also available in Valencia.  
Holland Stone 60mm is also available in Graphite.  
See pages 122-123 for color references.*

**PLEASE SEE PAGE 124 REGARDING  
CALIFORNIA'S PROPOSITION 65**



NATURAL COLLECTION

# MEGA-ARBEL®

PAVER | 60MM



The look of flagstone is expressed by this paver's irregular shape, slightly uneven texture and large dramatic scale. False joints create a random look that adds to its natural appeal.



Toscana





Rio



RIO



TOSCANA



VICTORIAN

**FINISHING TIP**

Use *Techniseal® NOCO™* polymeric sand to stabilize joints and reduce maintenance.  
 Visit [Belgard.com/techniseal](http://Belgard.com/techniseal)



SQ. FT./PALLET: 104.4

PLEASE SEE PAGE 124 REGARDING CALIFORNIA'S PROPOSITION 65



METROPOLITAN COLLECTION

# MELVILLE™

3-PIECE PLANK | 60MM



The smooth texture, tight-fitted joints and crisp edges of this 3-piece system offer an array of linear design options for seamlessly integrating them with your outdoor elements.



Rio





Graphite

**STYLE TIP**

Mix and match the slim and large planks of the Melville 3-piece system to bring visual interest and depth to your design.



FOUNDRY



GRAPHITE



LINEN



RIO



VICTORIAN

5 x 19<sup>11</sup>/<sub>16</sub>

5 x 15<sup>3</sup>/<sub>4</sub>

5 x 11<sup>13</sup>/<sub>16</sub>

3-PIECE SLIM  
SQ FT / PALLET: 114.5

7<sup>1</sup>/<sub>2</sub> x 19<sup>11</sup>/<sub>16</sub>

7<sup>1</sup>/<sub>2</sub> x 15<sup>3</sup>/<sub>4</sub>

7<sup>1</sup>/<sub>2</sub> x 11<sup>13</sup>/<sub>16</sub>

3-PIECE LARGE  
SQ FT / PALLET: 122.7

PLEASE SEE PAGE 124 REGARDING CALIFORNIA'S PROPOSITION 65



NATURAL COLLECTION

# ORIGINS™


3-PIECE SYSTEM | 60MM



MODULAR  
SIZING



With a chiseled face and an ideal size for driveways, small patios and borders, look for the DuraFusion icon for color options that offer a tighter texture with enhanced wear-resistance.



Cheswick





Victorian



BELLA



RIO



TOSCANA



VICTORIAN



ASHWOOD   
Only available in Origins 12, 18 & 6 x 9



CHESWICK   
Only available in Origins 12, 18 & 6 x 9

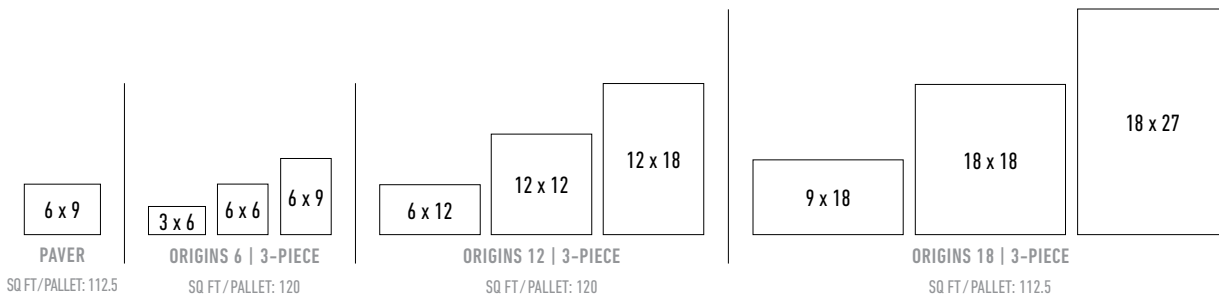


GRAPHITE  
Only available in 6 x 9 Paver

**DESIGN TIP**



Use Origins 6 and 6 x 9 pavers for durable driveway applications.



PLEASE SEE PAGE 124  
REGARDING CALIFORNIA'S  
PROPOSITION 65



HERITAGE COLLECTION

# ORIGINS™ ANTIQUED

3-PIECE PAVER | 60MM



The old-world charm of hand cut stone that has aged over time adds distinctive character to patios, walkways and driveways.



MODULAR  
SIZING



DRIVEWAY  
APPROVED



BELLA



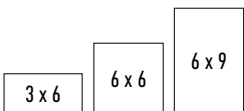
RIO



TOSCANA



VICTORIAN



ORIGINS 6 | 3-PIECE  
SQ. FT./PALLET: 120

PLEASE SEE PAGE 124 REGARDING  
CALIFORNIA'S PROPOSITION 65




ENVIRONMENTAL COLLECTION

## TURFSTONE™


GRID PAVER | 80MM

DRIVEWAY  
APPROVED

An open lattice grid design offers turf or gravel infill, creating a unique hardscape design that works in harmony with nature.



Gray




Gray



GRAY

## DESIGN TIP

*The unique design allows rainwater to be gradually filtered back into the soil naturally, resulting in the control and stabilization of soil erosion. Plus, it's car-friendly for driveways and overflow parking for guests.*



15¾ x 23¾

SQ. FT. / PALLET: 101

PLEASE SEE PAGE 124 REGARDING  
CALIFORNIA'S PROPOSITION 65



ARTISAN COLLECTION

# PAPYRUS™

3-PIECE PAVER | 60MM



MODULAR  
SIZING




DURAFUSION™  
TECHNOLOGY



An organic textural experience with modern elegance, this paver's unique face offers an upscale hand-tooled look enriched with DuraFusion for enhanced color, texture and wear-resistance.



*Sepia*



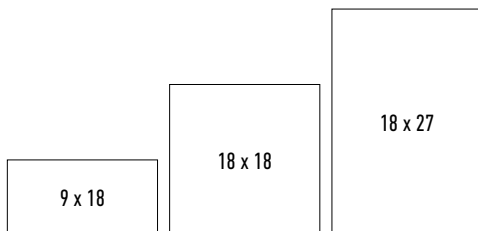
*Scandina Gray*



SCANDINA GRAY



SEPIA



PAPYRUS 18 | 3-PIECE  
SQ. FT./PALLET: 112.5

PLEASE SEE PAGE 124 REGARDING  
CALIFORNIA'S PROPOSITION 65





MAURICIO UMANSKY © THE DEALMAKER

Scandina Gray









# I PORCELAIN

Our porcelain pavers line offers several styles in various interpretations of stone and wood. They come in different sizes like planks and large shapes to give you design flexibility.

- 70**    **Foundation™**
- 71**    **Genoa™**
- 72**    **Glocal**
- 74**    **Jurupa**
- 75**    **Lagoon**
- 76**    **Noon**
- 77**    **Norr**
- 78**    **November**
- 79**    **Quarziti 2.0**
- 80**    **Silverlake**
- 81**    **Travertini**
- 82**    **Unico 2.0**



PORCELAIN COLLECTION

# FOUNDATION™


CONCRETE FINISH | 20MM



These pavers exude timeless sophistication and a uniform look achieved by a smooth, refined surface texture, polished concrete appearance, and neutral color tones.



*Scandina Gray*



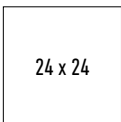
*Amber Beige*



AMBER BEIGE



SCANDINA GRAY



24 x 24

SQ FT / PALLET: 275.04



PORCELAIN COLLECTION

# GENOA™


STONE FINISH | 20MM



Subtle nuances of natural stone and a smooth, non-slip texture make this porcelain paver the choice for blending earthy tones with a weathered patina for timeless aesthetics.



Blanco

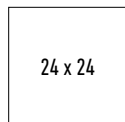
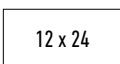


Crema



BLANCO

CREMA



SQ. FT./PALLET: 303.6

SQ. FT./PALLET: 275.04

**FINISHING TIP**

*Techniseal® NextGel® Porcelain Paver Jointing Sand is a faster & cleaner solution for grouting porcelain pavers. No mixing required. See page 118 for more Techniseal products*





PORCELAIN COLLECTION

# GLOCAL

CONCRETE FINISH | 20MM



SLIGHT  
VARIATION



The smooth concrete-like finish offers a clean, contemporary aesthetic. Its structured and tight surface texture in neutral shades makes this porcelain paver a versatile design element.



*Perfect*






**v2** **CLEAR\*\***  
GC 01



**v2** **PERFECT\***  
GC 02



**v2** **IDEAL**  
GC 03




**v2** **TYPE**  
GC 04



**v2** **CLASSIC**  
GC 05




**v2** **ABSOLUTE\***  
GC 06



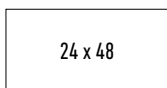
**v2** **SUGAR\***  
GC 07



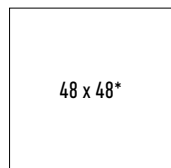
**v2** **CHAMOIS\***  
GC 08



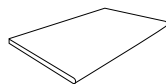
SQ FT/PALLET:  
232.5



SQ FT/PALLET: 271.25



SQ FT/PALLET: 310



12 x 24 x 3/4  
UNICO 2.0  
PCS/PALLET: 108

\*Special order  
\*\* Clear not available in 48 x 48



PORCELAIN COLLECTION

# JURUPA

WOOD FINISH | 20MM



SLIGHT  
VARIATION



The robust intrinsic characteristics of smooth planed wood offer warmth and sophistication. Resembling wood, each paver has subtle variations clearly framed by grouted details.



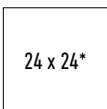
**v2** SLIGHT  
COOL  
JP 02



**v2** SLIGHT  
MASTER  
JP 03

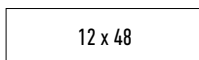


**v2** SLIGHT  
CAMP  
JP 04



24 x 24\*

SQ FT / PALLET:  
232.5



12 x 48

SQ FT / PALLET: 279

\*Special order



PORCELAIN COLLECTION

# LAGOON

STONE FINISH | 20MM



SLIGHT VARIATION



Painstaking detail and depth of color evoke the expressive power of nature through these stylish modular pavers. Veining effects are inspired by the stratifications of sedimentary rocks.



Moonbeam

**MIRAGE**  
INSPIRING BETTER LIVING



**v2** MOONBEAM  
LG 01 ST



**v2** SANDSHELL  
LG 02 ST



**v2** SHARKSKIN  
LG 04 ST

**DESIGN TIP**

*Use porcelain pavers in your design to fend off stains. Their ultra-low absorption rate makes them low maintenance.*

24 x 48

SQ FT / PALLET: 271.25



PORCELAIN COLLECTION

# NOON

WOOD FINISH | 20MM




MODERATE VARIATION



HIGH VARIATION



Warm and stylish, this contemporary expression of simplicity combines the look and feel of natural wood with the durability of porcelain.



**v4 HIGH** DAYLIGHT  
NN 01 ST



**v4 HIGH** EMBER  
NN 02 ST



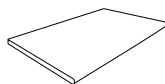
**v3 MODERATE** HONEY  
NN 03 ST

**DESIGN TIP**

Pair Noon with the matching Unico 2.0 coping for a seamless transition to steps or pools. **See page 82**

12 x 48

SQ FT / PALLET: 279



12 x 24 x 3/4

UNICO 2.0

PCS / PALLET: 108



PORCELAIN COLLECTION

# NORR

STONE FINISH | 20MM



SLIGHT VARIATION



The stone-like look of pebbles in various colors and shapes creates a three-dimensional effect that adds a natural yet contemporary touch to any outdoor space.




**v2**  
SLIGHT  
FARGE  
RR 05



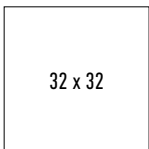
**v2**  
SLIGHT  
HAV  
RR 06



**v2**  
SLIGHT  
OKEN  
RR 08



**v2**  
SLIGHT  
GRUS  
RR 09



SQ FT / PALLET: 289.33



NEW

PORCELAIN COLLECTION

# NOVEMBER

STONE FINISH | 20MM



SLIGHT VARIATION



Minimalist styling inspired by nature is found with this versatile porcelain paver. Characteristics of stone and cement embody its texture to offer a simple, yet elegant look.



RAIN NM 01

WIND NM 02

WARM NM 04

LAND NM 05

24 x 24

SQ FT / PALLET:  
232.5



PORCELAIN COLLECTION

# QUARZITI 2.0


STONE FINISH | 20MM



MODERATE VARIATION



This interpretation of natural quartz incorporates a gentle shading effect with the authentic diversity and subtle iridescence of natural elements.



**MIRAGE**  
INSPIRING BETTER LIVING

Glacier



Waterfall



GLACIER  
QR 01 NAT



MOUNTAINS  
QR 02 NAT



WATERFALL  
QR 03 NAT



RIVER  
QR 04 NAT

12 x 24

SQ FT / PALLET:  
232.4

24 x 24\*

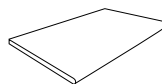
SQ FT / PALLET:  
232.5

18 x 36\*\*

SQ FT / PALLET: 234.9

24 x 48

SQ FT / PALLET: 271.25



12 x 24 x 3/4  
UNICO 2.0

PCS / PALLET: 108

\*24 x 24 is also available in Mantle.  
See page 83 for color reference.

\*\*Special order



PORCELAIN COLLECTION

# SILVERLAKE

STONE FINISH | 20MM



Soft veining effects intertwine with neutral shades to offer natural patterns like those found in marble and stones. These traits provide a luxurious look with maximum versatility.



MODERATE VARIATION



HIGH VARIATION



Resia

MIRAGE  
INSPIRING BETTER LIVING



BRAIES  
SK 01 ST



RESIA  
SK 02 ST



ORSI  
SK 06 ST

24 x 48

SQ FT / PALLET: 271.25



PORCELAIN COLLECTION

# TRAVERTINI

TRAVERTINE FINISH | 20MM



SLIGHT VARIATION



Resembling the natural texture of travertine, the smooth finish offers two aesthetic options of either the look of linear veins or softer cross cuts.



**v2 SLIGHT VARIATION** LIGHT VEIN\*  
EY 07 NAT



**v2 SLIGHT VARIATION** MISTY VEIN\*  
EY 11 NAT



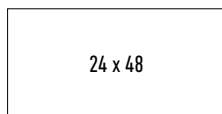
**v2 SLIGHT VARIATION** LIGHT CROSS\*\*  
EY 13 NAT



**v2 SLIGHT VARIATION** MISTY CROSS\*\*  
EY 14 NAT



SQ. FT./PALLET: 289.33



SQ. FT./PALLET: 271.25

\*Only available in 24 x 48

\*\*Only available in 32 x 32

Travertini is also available in Dark Vein\* and Pearly Cross\*\*. Scan QR code for details.



NEW

PORCELAIN COLLECTION

# UNICO 2.0

COPING | 20MM



SLIGHT  
VARIATION



MODERATE  
VARIATION



HIGH  
VARIATION



LOW SOLAR HEAT  
ABSORPTION



Enhance your outdoor spaces with our premium porcelain coping available in a variety of styles to complement multiple porcelain paver lines.

**MIRAGE**  
INSPIRING BETTER LIVING

Quarziti 2.0 in Glacier





**v2**  
CLEAR  
GC 01



**v2**  
PERFECT\*  
GC 02




**v2**  
IDEAL  
GC 03



**v2**  
TYPE  
GC 04



**v2**  
CLASSIC  
GC 05



**v2**  
ABSOLUTE\*  
GC 06



**v2**  
SUGAR\*  
GC 07



**v2**  
CHAMOIS\*  
GC 08



**v3**  
GLACIER  
QR 01 NAT



**v3**  
MOUNTAINS  
QR 02 NAT




**v3**  
WATERFALL  
QR 03 NAT



**v3**  
RIVER  
QR 04 NAT



**v3**  
MANTLE\*  
QR 05 NAT



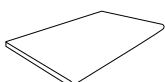
**v4**  
DAYLIGHT  
NN 01 ST



**v4**  
EMBER  
NN 02 ST



**v3**  
HONEY  
NN 03 ST



12 x 24 x 3/4  
PCS/PALLET: 108

\*Special order







# WALLS

Add structural beauty and functionality to your garden landscape with freestanding and retaining wall systems. Explore a wide range of block shapes and colors to achieve the look you want.

- 86 **Belair Wall<sup>®</sup> 2.0**
- 87-89 **Diamond Pro<sup>®</sup> Air**
- 90 **Highland Stone<sup>®</sup>**
- 91 **Melville<sup>™</sup> Wall**
- 92 **Shelton Wall<sup>™</sup>**
- 93 **Steeple Crest<sup>™</sup>**
- 94 **Weston Stone<sup>™</sup>**



Belgard wall products are backed by the industry's foremost team of experts in the manufacturing, engineering, installation, and design of wall systems.





NATURAL COLLECTION

# BELAIR WALL® 2.0

RETAINING | FREESTANDING



A sophisticated appearance of hand-chiseled stone is brought to life with an irregular surface that adds depth and visual interest for a dynamic look.



RIO



TOSCANA



VICTORIAN



GRAPHITE  
*Only available in Cap*

H x W x D	6x6x5	6x10x5	6x16x5
	FREESTANDING SQ FT/PALLET: 30		

6x6x8	6x10x8	6x16x8
RETAINING SQ FT/PALLET: 30		

3x7/8x13 1/2
DOUBLE-SIDED TRAPEZOID CAP LN FT/PALLET: 90

Corner & end units available. Scan product QR code for details.  
PLEASE SEE PAGE 124 REGARDING CALIFORNIA'S PROPOSITION 65



NEW


NATURAL COLLECTION

# DIAMOND PRO™ AIR QUARRIED


RETAINING



This lightweight block features the strength of Diamond Pro with an elegant chiseled stone look for the creation of retaining walls and terraced landscapes.



Rio



Rio



RIO



TOSCANA

H x W x D

8 x 18 x 11½

BLOCK

SQ FT/PALLET: 36

4 x 18 / 12 x 12

CAP

LN FT/PALLET: 67.5

Corner unit available.  
Scan product QR code for details.

PLEASE SEE PAGE 124 REGARDING  
CALIFORNIA'S PROPOSITION 65



NEW

METROPOLITAN COLLECTION

# DIAMOND PRO™ AIR SMOOTH RETAINING



The smooth face and clean lines of this lightweight block make it the ideal choice for contemporary retaining walls and terraced landscapes.



Shaded Gray



ANTHRACITE



HICKORY



SHADED GRAY

**IDEA STARTER**

*Retaining walls can help convert a sloped yard into a usable terraced patio to improve the functionality of your yard.*

H x W x D

8 x 18 x 11½

BLOCK

SQ FT / PALLET: 36

4 x 18 / 12 x 12

CAP

LN FT / PALLET: 67.5

*Corner unit available.  
Scan product QR code for details.*

**PLEASE SEE PAGE 124 REGARDING  
CALIFORNIA'S PROPOSITION 65**



NEW

HERITAGE COLLECTION

# DIAMOND PRO™ AIR STRAIGHT

RETAINING



The classic rough-hewn look of split stone in a lightweight block offers a traditional aesthetic for retaining walls and terraced landscapes.




Tan



GRAY



TAN



Gray

H x W x D

8 x 18 x 11½

BLOCK

SQ FT/PALLET: 36

4 x 18 x 13

CAP

LN FT/PALLET: 96

Corner unit available.  
Scan product QR code for details.

PLEASE SEE PAGE 124 REGARDING CALIFORNIA'S PROPOSITION 65





HERITAGE COLLECTION

# HIGHLAND STONE®

RETAINING | FREESTANDING



The rough-hewn face of this wall provides a natural stone aesthetic for infusing a look of hand-stacked rustic charm. Each block has a rugged, varied split-stone appearance.



BELLA



RIO



TOSCANA

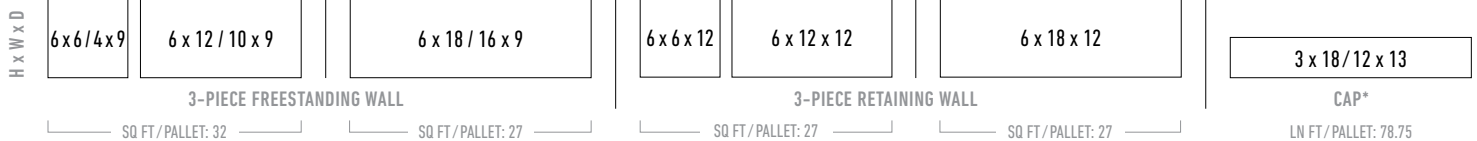


VICTORIAN

\*Cap is also available in Graphite

Corner/Column unit available.  
Scan product QR code for details.

PLEASE SEE PAGE 124 REGARDING  
CALIFORNIA'S PROPOSITION 65





METROPOLITAN COLLECTION

# MELVILLE™ WALL

GARDEN | FREESTANDING



Distinctive smooth faces, subtle edges and clean design make this wall stand out for the modern aesthetics it provides. System is comprised of a double-sided wall unit, along with a matching cap.



GRAPHITE



LINEN



RIO



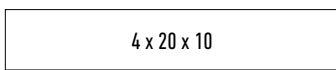
VICTORIAN

**DESIGN TIP**

*Integrate the matching cap into wall designs to create a multidimensional and contemporary look.*

PLEASE SEE PAGE 124 REGARDING CALIFORNIA'S PROPOSITION 65

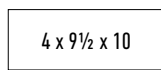
H x W x D



4 x 20 x 10

WALL BLOCK

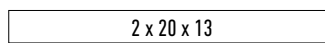
SQ FT / PALLET: 26.67



4 x 9 1/2 x 10

WEDGE

PCS / PALLET: 72



2 x 20 x 13

CAP

LN FT / PALLET: 120




HERITAGE COLLECTION

# SHELTON WALL™

FREESTANDING | RETAINING



Exuding old world charm with its rustic finish and earth tone blends, this multi-piece wall system offers multidimensional character and installation flexibility.



RIO



TOSCANA



VICTORIAN

**IDEA STARTER**

*Not just for walls! Use various configurations of Shelton Wall blocks in straight, curved, tiered or raised designs to easily customize your garden layout.*

H x W x D

6x6/4x10

6 x 12 / 10 x 10

6 x 16 / 14 x 10

3 x 12 / 8 x 12

3-PIECE  
SQ FT / PALLET: 26

CAP  
LN FT / PALLET: 60

PLEASE SEE PAGE 124 REGARDING CALIFORNIA'S PROPOSITION 65




HERITAGE COLLECTION

# STEEPLE CREST™

FREESTANDING | RETAINING



The smooth face and gently distressed edges of this multi-piece wall system add depth and variety for a modern look with a hint of old-world charm.



Rio



Rio



RIO



TOSCANA



VICTORIAN

**FINISHING TIP**

To highlight textural beauty and add illumination, integrate LED hardscape lights into retaining walls and seat walls. See page 116

H x W x D

6x6 / 4x10

6 x 12 / 10 x 10

6 x 16 / 14 x 10

3 x 12 / 8 x 12

3-PIECE

CAP

SQ FT / PALLET: 26

LN FT / PALLET: 60

PLEASE SEE PAGE 124 REGARDING CALIFORNIA'S PROPOSITION 65




HERITAGE COLLECTION

# WESTON STONE™


GARDEN | FREESTANDING



Offering the look of tumbled cut stone, this wall block is double-sided for the design flexibility to create a wide variety of garden walls and outdoor living features.







**STYLE TIP**  
 Use Marina Coping as a cap for walls created with Weston Stone. The rounded edge is ideal for seat walls or for adding textural contrast in your design.  
 See page 102



BELLA



GRAPHITE



RIO



TOSCANA



VICTORIAN


H x W x D  
 4 x 12 x 8  
 SQ. FT./PALLET: 33.5

PLEASE SEE PAGE 124 REGARDING CALIFORNIA'S PROPOSITION 65









# CAPS, STEPS, EDGERS & COPING

Functional and aesthetic accessories increase the longevity and performance of your Belgard hardscape. From bullnose pool coping to stylish paver edging, these additions provide perfect finishes.

- 98 **Column Cap**
- 99 **Landings™ Step**
- 100 **Anglia Edger®**
- 101 **Melville™ Curb**
- 102 **Marina™ Coping**



HERITAGE COLLECTION

# COLUMN CAP

CAP



The polished texture of this cap combined with its modern characteristics bring style and durability to the tops of pillars and columns. Seamless design provides a high-quality finish.



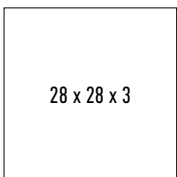
GRAPHITE



TOSCANA



VICTORIAN



28 x 28 x 3

PCS / PALLET: 5

PLEASE SEE PAGE 124 REGARDING CALIFORNIA'S PROPOSITION 65




NATURAL COLLECTION

## LANDINGS™

STEP UNIT



The chiseled look of quarried limestone on the step tread and rise adds grand style to landscape level changes, while the smooth face of the remaining sides allows for greater design flexibility.



Gray



Graphite



GRAPHITE



GRAY



VICTORIAN

## DESIGN TIP

*Rotate Landings steps for optimal aesthetics. For a landing with an appealing narrow joint, you can nest two units together. To create longer treads, place steps side by side.*

6 x 48 x 18

PCS/PALLET: 6

PLEASE SEE PAGE 124 REGARDING  
CALIFORNIA'S PROPOSITION 65




NATURAL COLLECTION

# ANGLIA EDGER®


EDGER



Large edger units feature a chiseled finish and tapered edges to provide an elegant complement to driveways, walkways, patios and flower beds.



Toscana



Victorian



RIO



TOSCANA



VICTORIAN

**DESIGN TIP**

*Edgers add a tailored finishing touch to walkways and gardens and can be used to tie the look of an overall outdoor design together.*

5¼ x 8 x 8	5¼ x 8 x 10½	5¼ x 8 x 15¾	5¼ x 8 x 18
------------	--------------	--------------	-------------

4-PIECE

LN FT / PALLET: 69.75

PLEASE SEE PAGE 124 REGARDING CALIFORNIA'S PROPOSITION 65



METROPOLITAN COLLECTION

## MELVILLE™

CURB



The smooth, contemporary finish complements any outdoor space with an elongated shape and flexible installation options for a unique finishing touch.



Graphite



GRAPHITE



TOSCANA



VICTORIAN

## DESIGN TIP

*Melville Curb can be laid on the 4" side or 6.5" side and either on top of pavers or on the paver base, depending on desired profile.*

4 x 24 x 6½

LN FT / PALLET: 96

PLEASE SEE PAGE 124 REGARDING  
CALIFORNIA'S PROPOSITION 65



HERITAGE COLLECTION

# MARINA™


COPING | 60MM



The smooth surface texture and refined, rounded edges make this bullnose coping a classic finishing touch to enhance pools and a variety of outdoor features.







Victorian



AUTUMN



BELLA



CREAM TAN BROWN



GRAPHITE



HICKORY



MONTECITO



RIO



SCANDINA GRAY



SEPIA



SHADED GRAY



TOSCANA



VICTORIAN

6 x 12 x 2 3/8  
LN FT/PALLET: 42

**FINISHING TIP**

*Tie your outdoor living design together by using coping as a finishing touch for pools, steps, planters, seat walls, outdoor kitchen counters and other features.*

PLEASE SEE PAGE 124 REGARDING CALIFORNIA'S PROPOSITION 65







# KITCHENS & FIRE FEATURES

Start living in your new space sooner with our innovative outdoor living systems and kits. These durable systems offer enhanced functionality and significantly faster installation without sacrificing style.

**106 Artforms™ Modular Panel System**

**108 Melville™ Fire Pit**

**109 Weston Stone™ Fire Pit Kit**



METROPOLITAN COLLECTION

# ARTFORMS™

MODULAR PANEL SYSTEM



MODULAR  
SIZING



Innovative large-format modular panels offer contemporary lines and the versatility to create unlimited architectural features for outdoor living spaces.



Scandina Gray & Midnight






Scandina Gray & Midnight



AMBER BEIGE



MIDNIGHT



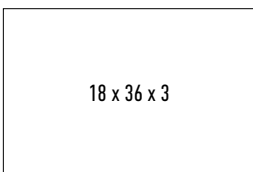
SCANDINA GRAY



SHADED GRAY

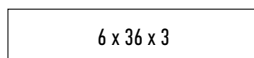


Scandina Gray



18 x 36 x 3

SQ FT / PALLET: 81



6 x 36 x 3

SQ FT / PALLET: 31.5

**HGTV**  
**DREAM HOME**  
PROUD SPONSOR 2024

Artforms was featured in the 2024 HGTV®  
Dream Home in St. Augustine, Florida.  
[Beldgard.com/HGTVdreamhome](http://Belgard.com/HGTVdreamhome)

PLEASE SEE PAGE 124 REGARDING  
CALIFORNIA'S PROPOSITION 65



NEW

METROPOLITAN COLLECTION

# MELVILLE™

## FIRE PIT



The linear design and subtle edges of wall wedge blocks take this fire pit center stage. Compatible with the Elements™ round gas fire pit insert, it pairs with Melville wall products.



Graphite



GRAPHITE



LINEN



RIO



VICTORIAN

### ROUND FIRE PIT

54<sup>3</sup>/<sub>8</sub>" outside diameter  
34<sup>3</sup>/<sub>8</sub>" inside diameter  
Stacks 4 rows high  
Cap sold separately.  
Elements inserts sold separately.  
See page 114

*PLEASE NOTE: All of our fire pits come standard as wood-burning units. However, our fireplaces and fire pits can be retro-fitted for gas burning log sets and burners. Please contact us for more details at 877-235-4273.*

*Be sure to check with your local municipality for any codes that may affect your installation.*

**PLEASE SEE PAGE 124 REGARDING CALIFORNIA'S PROPOSITION 65**

4 x 9<sup>1</sup>/<sub>2</sub> x 10

MELVILLE WEDGE



HERITAGE COLLECTION

# WESTON STONE™


FIRE PIT KIT



With the look of tumbled cut stone, this fire pit makes a beautiful addition to any outdoor living space and is the ideal complement to projects with Weston Stone walls



Victorian



Toscana (pictured with gas insert upgrade)



TOSCANA



VICTORIAN

4 x 8 x 8

FIRE PIT BLOCK

**ROUND FIRE PIT**

48" outside diameter  
Stacks 3 rows high  
Fire ring insert is included.

*PLEASE NOTE: All of our fire pits come standard as wood-burning units. However, our fireplaces and fire pits can be retro-fitted for gas burning log sets and burners. Please contact us for more details at 877-235-4273.*

*Be sure to check with your local municipality for any codes that may affect your installation.*

**PLEASE SEE PAGE 124 REGARDING CALIFORNIA'S PROPOSITION 65**







A nighttime photograph of a garden path. A modern, cylindrical outdoor lamp stands on the path, casting a warm glow. The path is surrounded by lush greenery and flowers, including purple and pink blooms. The background shows a dark fence and more foliage.

# I ACCESSORIES

Add final touches to your outdoor space with our accessories. From outdoor heaters to lighting, our selection includes products that offer comfort, functionality and aesthetics.

**112 Heat & Shade**

**114 Elements™**

**116 Lighting**

**118 Paver Care**




FINISH YOUR SPACE

# ENHANCED COMFORT & AESTHETICS



WANT MORE  
STYLE OPTIONS?  
ELEMENTSHOME.COM

SCAN HERE



## SHADE + PRIVACY

Elements™ Pergolas and Decorative Screen Panels are the ideal way to customize your space with added shade, privacy or decorative accents. With a variety of biophilic or architectural patterns to choose from, create a unique look that enhances your personal sense of style.

*Decorative Screen Panels can be incorporated throughout your backyard to tie the design together. In addition to Pergola accents and stand-alone kits, incorporate panels into selected vinyl fencing styles, as a vinyl or aluminum railing infill option, or as an alternative to under-deck lattice.*

DESIGN TIP

## PERGOLAS *(decorative screen panels sold separately)*

Define your space and filter the sunlight without blocking airflow. Add wall panels for additional privacy.



Standard Pergola



Pergola with Side Wall



## OUTDOOR HEATERS

Extend your outdoor living season into the cooler months with our new outdoor heaters.




Elements Classic White  
Slimline Electric Heater



## PRIVACY SCREENS *(decorative screen panels sold separately)*

Easily customize your space by configuring panels as the border of an outdoor room.



Decorative Screen  
Panel Frame Kit

## DECORATIVE SCREEN PANELS

Choose from a variety of architectural styles for a personalized look.



Freesia

Aztec



ENHANCED OUTDOOR LIVING  
**ELEMENTS™**  
 APPLIANCES & ACCENTS



WANT MORE KITCHEN, FIRE  
 OR WATER FEATURES?  
[ELEMENTSHOME.COM](http://ELEMENTSHOME.COM)



**FIRE PITS & BOWLS**

Artisan fire features and planters to enhance the style of your space.



Artisan Cast Stone  
 Rectangle Fire Pit




Artisan Cast Stone  
 Square Bowl

**FIRE PIT INSERTS**

Burner kits and inserts for easy installation of fire features.



Elements Round Gas  
 Fire Pit Burner Kit



Smoke-less  
 Fire Pit Insert



# ARTFORMS™ + ELEMENTS™

Our Artforms™ Modular Panel System is designed to work seamlessly with Elements™ appliances and accessories for the efficient installation of contemporary outdoor kitchens and living rooms.

See page 106

For outdoor living room and kitchen design ideas using Artforms and Elements, download our Idea Book.



DESIGN TIP



## OUTDOOR COOKING *(carts available for freestanding options)*

Gourmet cooking appliances for outfitting your outdoor kitchen including grills, burners, smokers and more.



Elements Blue Diamond Kamado



Elements Griddle



Elements Pro Built-In Grill

## OUTDOOR KITCHEN STORAGE

Storage and refrigeration for enhancing functionality.



Elements 2-Bin Trash Door



Elements Double Drawers



Elements 22" Outdoor Refrigerator





# OUTDOOR LIVING LIGHTING SOLUTIONS



WANT MORE  
LIGHTING OPTIONS?  
[BELGARD.COM/LIGHTING](http://BELGARD.COM/LIGHTING)

SCAN HERE



## WALL & POST SCONCE LIGHTS

Enhance visibility and illuminate entrances for guests.

COLOR CHANGING  
R G B C W



Traditional Up & Down Sconce



Modern Sconce

## BISTRO LIGHTS

Add a festive vibe to your space for outdoor entertaining.



Hanging Edison Bistro Lights

## HARDSCAPE LIGHTS

Incorporate into walls, features and stairways for improved safety.

COLOR CHANGING  
R G B C W




Replaceable LED Step & Wall Light



# COLOR CONTROL APP

Our lighting fixtures and lamps feature RGB color control as well as kelvin (warm - cool white), dimming, and zone control via Bluetooth® connection from your device. Search for “Tru-Scapes” in the app store.



*Incorporate lighting in your design plans. Illumination increases the amount of time you can spend outdoors, provides safety, creates ambiance and enhances the beauty of your design.*

**DESIGN TIP**



## PILLAR LIGHTS

Extend time outside by lighting up columns and pillars.



Noble Pillar Light




## PAVER LIGHTS

Incorporate into patio borders and walkway paver patterns for improved visibility.



Traditional Low Voltage LED Paver Lights



## DOT LIGHTS

Install into pavers, slabs or decking to sprinkle illumination throughout your space.



2.5" In-Ground LED Dot Light



# MAINTENANCE & PROTECTION

## PROTECT YOUR INVESTMENT

For 40 years, Techniseal® products have been trusted by residential and commercial hardscape installers. As a one-stop shop, Belgard offers Techniseal sealers, adhesives and edging to help you protect your purchase and achieve long-lasting results.



WANT MORE  
PRODUCT OPTIONS?  
[BELGARD.COM/TECHNISEAL](http://BELGARD.COM/TECHNISEAL)

SCAN HERE



### REMOVE STAINS

Tackle tough surface stains with specially formulated stain removers.



Rust stain remover

Dirt & grease stain remover

### ELIMINATE EFFLORESCENCE

Maintain and restore the beauty of your hardscape surfaces.



Paver restorer removes haze created by some polymeric sands

Paver Prep dislodges efflorescence and ground-in dirt

### PREVENT WEEDS & EROSION

Enhance aesthetics, durability and stability of paver projects.



The smart choice for everyday installations

High-performance, the only real no-haze, no-dust alternative





Allow your pavers to cure prior to sealant application. Discuss with your contractor, as cure time varies by climate. Maintain the long-term beauty of your pavers by cleaning and resealing every 3 to 5 years.

**MAINTENANCE TIP**



**STAIN RESISTANCE**


Protect pavers or enhance color with top quality sealers.



Natural look with matte finish, preserves the natural beauty of pavers



Color Boost CB+ matte finish, enhances the color of pavers



**ENHANCE STABILITY**

NextGel™ technology ensures stability of patios and walkways.



Fortified hardscape concrete edging



**SUPERIOR STRENGTH**

Bond construction materials 50% faster (8-minute bond time).



Hardscape foam adhesive







LIFETIME TRANSFERABLE LIMITED WARRANTY

# WE COVER A LOT OF GROUND

- TRANSFERRABLE WARRANTY
- TIMELY INVESTIGATIONS
- REPLACEMENT OF DEFECTIVE PRODUCT AT NO CHARGE

Oldcastle APG ("Belgard") is proud to inform you that all of our interlocking concrete paver and retaining walls ("Products") meet and/or exceed the requirements of ASTM C-936 and ASTM C-1372. Belgard guarantees its Products against these standards for the lifetime of the Product defined by ICPI. This guarantee does not apply to splitting, chipping or other breakage that could be caused by impact, abrasion or overloading. This warranty is transferable. The original proof of purchase is required.

This warranty is only valid if the material is installed under the guidelines of the CMHA or the Belgard Installation Guideline Manual. Improper installation voids this warranty. This warranty is for residential applications only and does not apply to commercial applications. It is recommended that the job is installed by a Belgard Contractor Program participant who guarantees their workmanship for a minimum of 3 years from the date of install. For warranty service, contact Belgard at 1-877-BELGARD. A service representative will investigate your claim within 10 business days. If the Belgard product fails to meet the specifications, Belgard will replace the defective product at no charge. Color matching cannot be guaranteed. Belgard will not be responsible for any replacement labor, consequential damages or incidental damages. This warranty gives you specific legal rights, and you may also have other rights which vary from state to state. Some states do not allow for the exclusion or limitation of incidental or consequential damages, so the above limitation or exclusion may not apply to you.

The warranties in this limited warranty are the only warranties applicable to the veneer products. There are no other warranties, representations, or conditions of any kind, express or implied, statutory or otherwise, with respect to the interlocking concrete paver or retaining wall products supplied by manufacturer, including, but not limited to, any implied warranties of merchantability or fitness for a particular purpose. All such warranties are hereby specifically disclaimed and manufacturer shall have no liability therefor, notwithstanding (1) manufacturer's actual knowledge of any intended use of the interlocking concrete paver or retaining wall products or (2) any advice or representations that may have been rendered by manufacturer concerning the design, manufacture, fabrication, sale, use, installation or provision of the interlocking concrete paver or retaining wall products. No statement, product, or description by manufacturer or its employees or other representatives, in addition to or beyond this limited warranty shall constitute a warranty. Buyer agrees that its sole and exclusive remedies for breach of this limited warranty, and the sole and exclusive obligations of manufacturer with respect to any claims for breach of this limited warranty, shall be those remedies expressly set forth herein.



REGISTER YOUR WARRANTY

[Belgard.com/Warranty](http://Belgard.com/Warranty)



EXPLORE THE 2025

# COLOR PALETTE

Explore the variety of colors within our portfolio palette. Color options do vary by product. Please refer to the individual product pages in this catalog or contact your Belgard Sales representative for specific availability.



*Due to the natural materials in our products, colors may vary from those shown in our catalog. We recommend viewing actual product samples to ensure the perfect color and finish for each project.*

## SOLIDS

Consistent color tone used throughout products used primarily for design accents or to create a neutral backdrop.



PEARL\*



GRAY



FOG\*



FOUNDRY\*



GRAPHITE



MIDNIGHT\*



ROSEWOOD\*



BOURBON\*



LINEN



## BLENDS

Blends of three or more complementary or contrasting colors, creating a more dramatic look.



CHESWICK\*



RIO



VICTORIAN



BELLA



TOSCANA



AUTUMN\*



VALENCIA\*



CREAM TAN BROWN\*



ASHWOOD\*



MONTECITO\*

*\*Not available in wall products*



## TONE-ON-TONE

Variations of the same color in adjacent shades and tones, typically used for products with contemporary aesthetics.



SCANDINA GRAY\*



SHADED GRAY\*



ANTHRACITE



HICKORY



SEPIA\*

*\*Not available in wall products*

## PRECAUTIONARY STATEMENT AND CALIFORNIA PROPOSITION 65 WARNING

### PRODUCT IDENTIFIER (NAME AND CODE)

**Manufactured Concrete Product**  
**IDENTIFICADOR DEL PRODUCTO**  
**(NOMBRE Y CODIGO)**  
**Producto de Concreto Fabricado**

### SUPPLIER/PROVEEDOR

**Oldcastle APG, Inc./**  
**Oldcastle Lawn & Garden, Inc.**  
**400 Perimeter Center Terrace NE, Suite 1000**  
**Atlanta, GA 30346**  
**800-899-8455**

### PRECAUTIONARY STATEMENTS (GHS-US)

Do not eat, drink or smoke when using this product. Wash hands thoroughly after handling. Contaminated work clothing must not be allowed out of the workplace. Obtain special instructions before use. Do not handle until all safety precautions have been read and understood. Wear proper protective gloves/protective clothing/eye protection/face protection. Use only outdoors or in a well-ventilated area. Do not breathe dust. If exposed or concerned: Get medical advice/attention. If on skin: Wash with plenty of water. Take off contaminated clothing and wash it before reuse. If skin irritation or rash occurs: Get medical advice/attention. If in eyes: Rinse cautiously with water for several minutes. Remove contact lenses, if present and easy to do. Continue rinsing. If eye irritation persists: Get medical advice/attention. If inhaled: Remove person to fresh air and keep comfortable for breathing. Call a poison center/doctor if you feel unwell. Dispose of unused or unwanted concrete products in accordance with all local, regional, national and international regulations.

### ANUNCIOS DE PRECAUCION (GHS-US)

No comer, beber o fumar mientras se maneja este producto. Lávese bien las manos después del manejo de este producto. No se permite sacar la ropa de trabajo contaminada fuera del trabajo. Obtenga instrucciones especiales antes de uso. No usar antes de haber leído y comprendido todas las precauciones de seguridad. Usar guantes protectores, calzado de protección, protección respiratoria, ropa de protección, protección para los ojos y cara cuando usted este usando este producto. Utilizar únicamente en exteriores o en lugares bien ventilados. No respire el polvo. Si se expone o tiene preguntas: consulte a un médico. Contacto con la piel: Lavarse con abundante agua. Quitarse la ropa contaminada y lavarla antes de usarla nuevamente. Si se produce irritación de la piel o sarpullido: Consulte a un médico. Contacto con los ojos: Enjuagarse cuidadosamente con agua durante varios minutos. Si lleva y es fácil de hacer, quítese los lentes de contacto. Continúe con el enjuague. Si la irritación ocular persiste: Consulte a un médico. Si se inhala: Trasladar a la persona afectada al aire libre y mantenerla en posición cómoda para respirar. Si no se siente bien, llame a un centro de envenenamiento o a un médico. Deshágase de los productos de concreto no utilizados o no deseados de acuerdo con todas las normas locales, regionales, nacionales e internacionales.



### SIGNAL WORD (GHS-US)

**Danger**

### PALABRA DE ADVERTENCIA (GHS-US)

**Peligro**

### HAZARD STATEMENTS (GHS-US)

May cause skin irritation. May cause serious eye irritation. May cause an allergic skin reaction. Respirable dust may contain crystalline silica, known to cause cancer. May cause respiratory irritation. Causes damage to lungs through prolonged or repeated exposure.

### ANUNCIOS DE PELIGROS (GHS-US)

Puede causar irritación de la piel. Puede provocar irritación ocular grave. Puede causar una reacción alérgica en la piel. El polvo que se respira puede contener sílice cristalina, conocido por causar cáncer. Puede causar irritación respiratoria. Provoca daños en los pulmones después de exposición prolongada o repetida.

**WARNING:** This product can expose you to chemicals including Crystalline Silica, which is known to the State of California to cause cancer, and Cadmium, which is known in the State of California to cause birth defects or other reproductive harm. For more information, go to [www.P65Warnings.ca.gov](http://www.P65Warnings.ca.gov)

**ADVERTENCIA:** Este producto puede exponerle a productos químicos incluyendo sílice, cristalino (partículas aerotransportadas de tamaño respirable), que es conocido por el estado de California para causar cáncer. Para más información vaya a [www.P65Warnings.ca.gov](http://www.P65Warnings.ca.gov)







# COLLECTION REFERENCE CHART

PAVERS	ARTISAN	METROPOLITAN	NATURAL	HERITAGE	ENVIRONMENTAL	PORCELAIN
Aqua Dublin®					●	
Aqualine™					●	
Avalon Slate			●			
Basalt™	●					
Brooklyn™				●		
Cambridge Cobble®				●		
Catalina Grana®		●				
Charlestone™				●		
Dimensions™		●				
Dublin Cobble®				●		
Empire™	●					
Foundation						●
Genoa						●
Geometric Shapes		●				
Glocal						●
Holland Stone				●		
Jurupa						●
Lagoon						●
Mega-Arbel®			●			
Melville™ Plank		●				
Noon						●
Norr						●
November						●
Origins™			●			
Origins™ Antiqued				●		
Papyrus™	●					
Quarziti 2.0						●
Silverlake						●
Travertini						●
Turfstone™					●	

WALLS	ARTISAN	METROPOLITAN	NATURAL	HERITAGE	ENVIRONMENTAL	PORCELAIN
Belair Wall® 2.0			●			
Diamond Pro® Air Quarried			●			
Diamond Pro® Air Smooth		●				
Diamond Pro® Air Straight				●		
Highland Stone®				●		
Melville™ Wall		●				
Shelton Wall™				●		
Steeple Crest™				●		
Weston Stone™				●		

CAPS, COPING, EDGERS & STEPS	ARTISAN	METROPOLITAN	NATURAL	HERITAGE	ENVIRONMENTAL	PORCELAIN
Anglia Edger®			●			
Column Cap				●		
Landings™ Step			●			
Marina™ Coping				●		
Melville™ Curb		●				
Unico 2.0						●

KITCHENS & FIRE FEATURES	ARTISAN	METROPOLITAN	NATURAL	HERITAGE	ENVIRONMENTAL	PORCELAIN
Artforms™		●				
Melville™ Fire Pit		●				
Weston Stone™ Fire Pit Kit				●		

<b>ARTISAN</b> Hand-tooled. Contemporary.	<b>METROPOLITAN</b> Smooth finish. Clean lines.	<b>NATURAL</b> Stone textures. Sculpted.	<b>HERITAGE</b> Tumbled or soft edges. Split face.	<b>ENVIRONMENTAL</b> Permeable. Eco-friendly.	<b>PORCELAIN</b> High style. Unbeatable durability.
-------------------------------------------------	-------------------------------------------------------	------------------------------------------------	----------------------------------------------------------	-----------------------------------------------------	-----------------------------------------------------------






BELGARD  
PAVES THE WAY

# RESOURCES


## FOR THE HOMEOWNER



PROJECT  
PLANNING GUIDE



DIGITAL  
CATALOG




BELGARD  
FINANCING

## FOR THE PRO



INSTALLATION  
RESOURCES

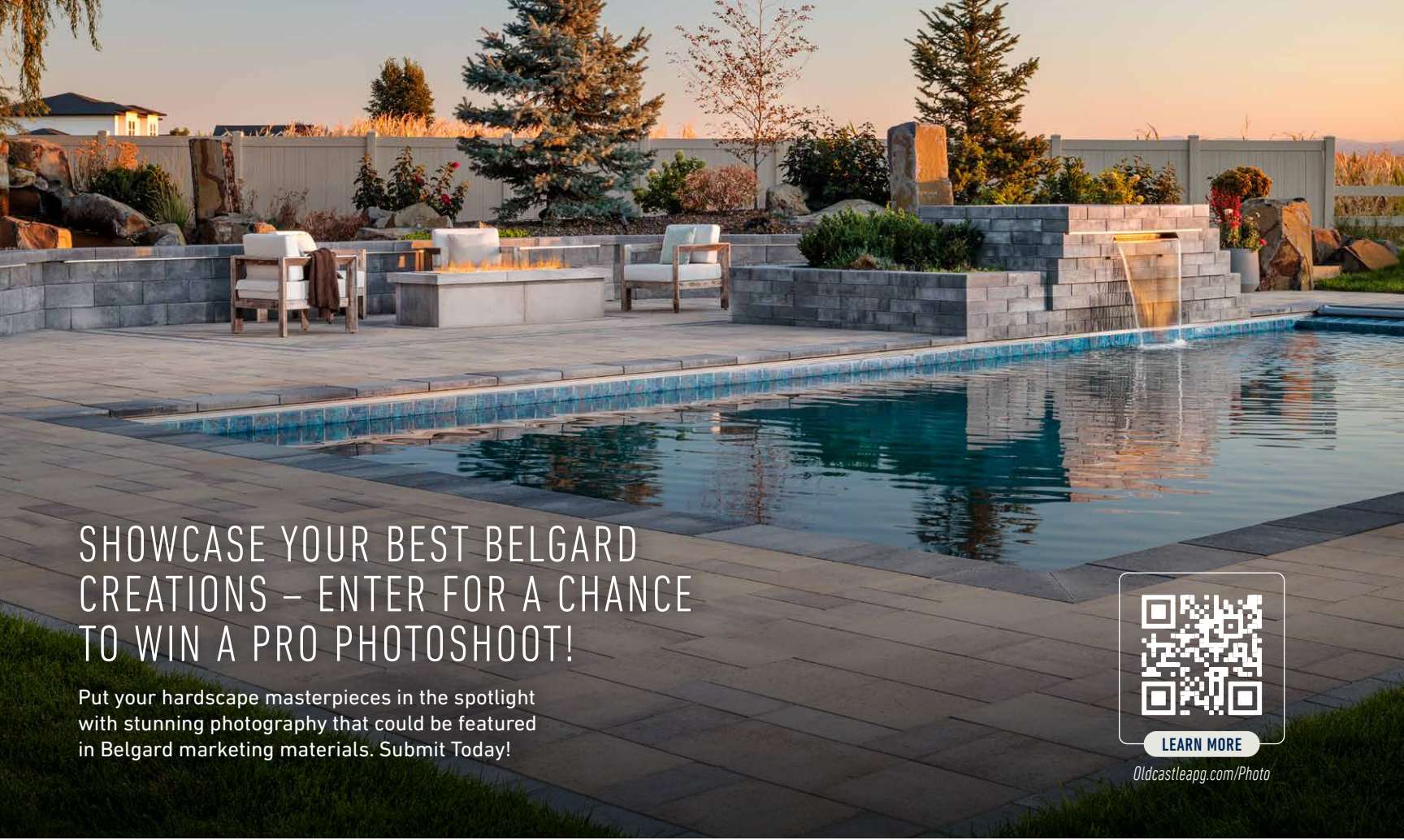


PRODUCT  
SPECIFICATIONS



FIND MY  
REP





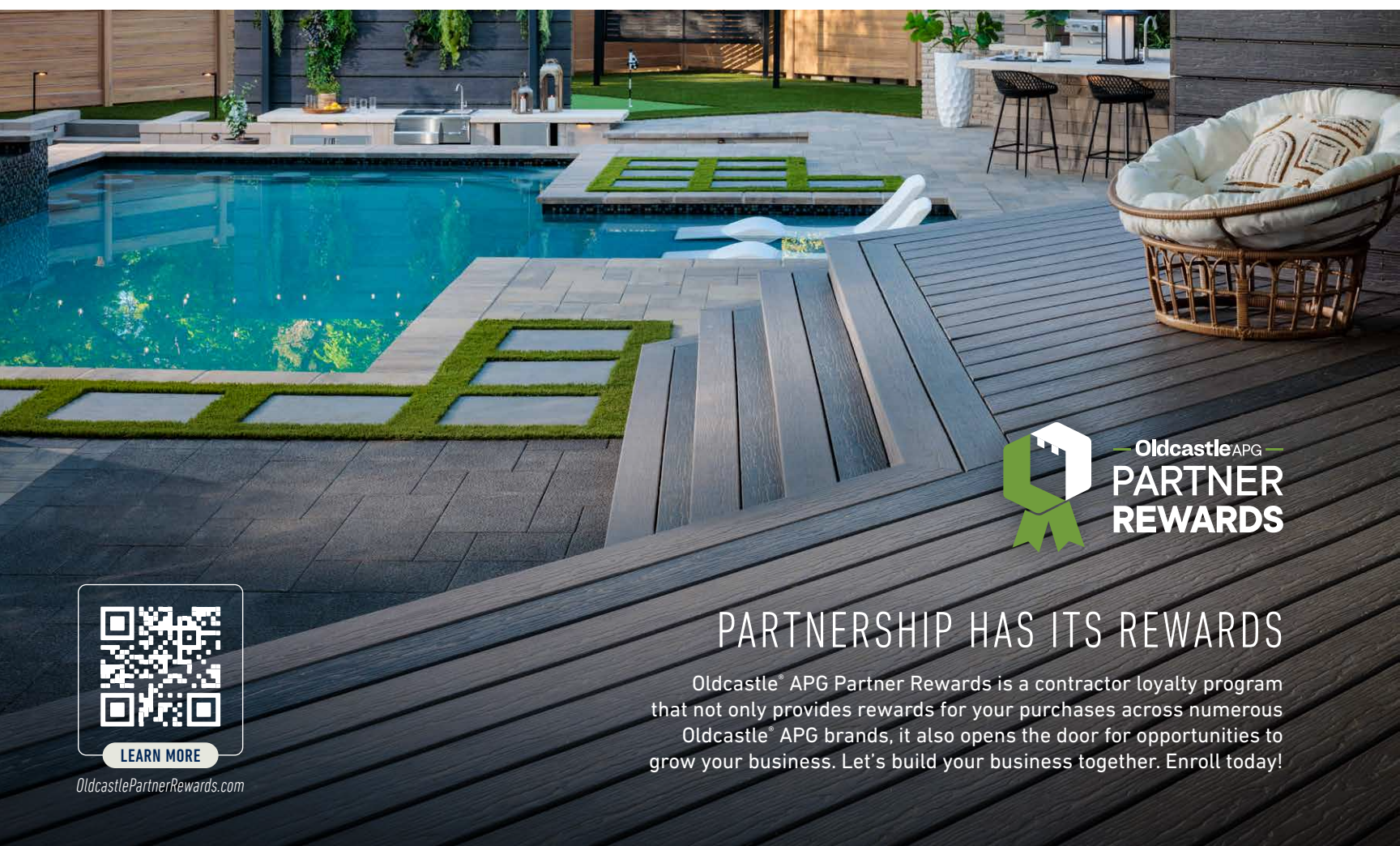
# SHOWCASE YOUR BEST BELGARD CREATIONS – ENTER FOR A CHANCE TO WIN A PRO PHOTOSHOOT!

Put your hardscape masterpieces in the spotlight with stunning photography that could be featured in Belgard marketing materials. Submit Today!



LEARN MORE

[Oldcastleagg.com/Photo](https://Oldcastleagg.com/Photo)



Oldcastle<sup>APG</sup>  
**PARTNER  
REWARDS**

## PARTNERSHIP HAS ITS REWARDS

Oldcastle<sup>®</sup> APG Partner Rewards is a contractor loyalty program that not only provides rewards for your purchases across numerous Oldcastle<sup>®</sup> APG brands, it also opens the door for opportunities to grow your business. Let's build your business together. Enroll today!



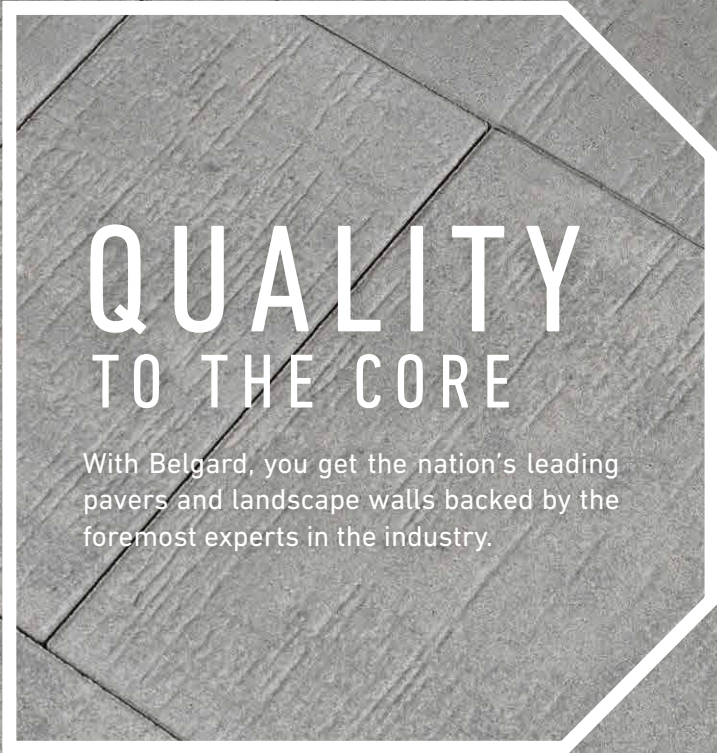

LEARN MORE

[OldcastlePartnerRewards.com](https://OldcastlePartnerRewards.com)









# QUALITY TO THE CORE

With Belgard, you get the nation's leading pavers and landscape walls backed by the foremost experts in the industry.